



## VSD CABLES

MDXCY-BK Series.....	84
MDXCY-CL Series .....	85
FDXCY Series.....	86
FDCY Series.....	87
KSXCY Series.....	88



## CHEMTUFF VSD MDXCY-BK SERIES

Ultra Performance Flexible Rubber  
VSD Marine / Power Cable 0.6/1kV  
90°C



### APPLICATIONS:

**Chemtuff** Used in applications that require a greater resistance to chemicals, solvents, oils and fats.

**VSD Connection** Designed for the connection of AC Variable Speed Drives (VSD) or where a flexible EMC screened cable is required. These cables are flexible for fixed installation as well as occasional flexing without tensile load.

**RFI & EMI Protection** With double screening (CBS & foil tape) and split interstitial earth cores (6mm<sup>2</sup> and above) this cable has optimum screening performance of low frequency and electromagnetic output.

**Marine** Flexible tinned copper VSD cable for installation in super yachts and other marine applications.

**Pumping** Suitable for permanent submersion up to 200 metres.

### PRODUCT FEATURES:

- ▶ Helps avoid reactance with other devices outside the plant
- ▶ UV stabilised
- ▶ Flame retardant
- ▶ Moisture resistant
- ▶ Suitable for permanent submersion to 200 metres
- ▶ Resistant to environmental factors such as oxidation, ozone and sunlight
- ▶ To be earthed using an EMC compatible gland
- ▶ Heat, oil and chemical resistant (*See Technical Section*)

### CONSTRUCTION:

**Conductor** Annealed tinned copper stranded high flexibility (Class 5).

**Insulation** X-90.

**Bedding** SPVC V-90HT.

**Screening** Up to 6.0mm 85% tinned copper braid screen c/w 100% foil screen coverage, 10mm and above 85% tinned copper braid screen, plus split earths.

**Sheath** SER105.

### CHARACTERISTICS:

**Operating Temperature Range** Fixed -40°C to 90°C / Flexing -20°C to 90°C.

**Maximum Conductor Temperature** 90°C (Current ratings are based on 30°C air temp. See technical section for de-rating factors).

**Rated Voltage** U<sub>0</sub>/U 0.6/1kV.

**Max AC Operating Voltage** U<sub>0</sub> 0.7kV.

**Minimum Bending Radius** Fixed 7.5 x cable diameter / Flexing 15 x cable diameter.


**Sheath Colour** Black.

#### Standard Core Colours

3 Core – Red, Black, Green/Yellow.

4 Core – Red, White, Blue, Green/Yellow.

**Relevant Standards** IEC 60228, IEC 60332-1, AS/NZS 5000.1, AS/NZS 1125, AS/NZS 3008, **RoHS** Compliant.

Code	No. of Cores x Size		Approx. Stranding Power No. of wires x mm	Approx. Overall Diameter (mm)	Approx. Diameter Under Screen (mm)	Approx. Weight (Kg/Km)	Nominal Amps un-enclosed protected from sun @ 30°C fixed application	3 Phase Volt Drop @ 50Hz / MAX. Conductor Temp:
	Power (mm <sup>2</sup> )	Earth (mm <sup>2</sup> )					Fixed Installation Touching 	90°C (Mv/Am)
<i>Note - Up to 6.0mm 85% tinned copper braid screen c/w 100% foil screen coverage.</i>								
<b>MDXCY3/1.5BK</b>	2 x 1.5 + 1 x 1.5		30/0.25	12.5	8.6	155	25	30.000
<b>MDXCY3/2.5BK</b>	2 x 2.5 + 1 x 2.5		50/0.25	13.5	9.6	195	33	16.400
<b>MDXCY4/1.5BK</b>	3 x 1.5 + 1 x 1.5		30/0.25	13.5	9.5	195	21	30.000
<b>MDXCY4/2.5BK</b>	3 x 2.5 + 1 x 2.5		50/0.25	14.5	10.6	245	29	16.400
<b>MDXCY4/4.0BK</b>	3 x 4.0 + 1 x 4.0		56/0.30	16.5	12.7	350	37	10.200
<b>MDXCY4/6.0BK</b>	3 x 6.0 + 3 x 1.5		190/0.20	19.5	16.0	445	47	6.800
<i>Note - 10mm and above 85% tinned copper braid screen, plus split earths.</i>								
<b>MDXCY4/10BK</b>	3 x 10.0 + 3 x 1.5		312/0.20	21.5	17.9	675	67	4.050
<b>MDXCY4/16BK</b>	3 x 16.0 + 3 x 2.5		484/0.20	23.5	19.5	955	89	2.550

# MDXCY-CL SERIES

High Performance Flexible VSD  
Marine / Power Cable 0.6/1kV 90°C



### APPLICATIONS:

**VSD Connection** Designed for the connection of AC Variable Speed Drives (VSD) or where a flexible EMC screened cable is required. These cables are flexible for fixed installation as well as occasional flexing without tensile load.

**RFI & EMI Protection** With double screening (CBS & foil tape) and split interstitial earth cores (6mm<sup>2</sup> and above) this cable has optimum screening performance of low frequency and electromagnetic output.

**Marine** Flexible tinned copper VSD cable for installation in super yachts and other marine applications.

**Pumping** Suitable for permanent submersion up to 200 metres.

### PRODUCT FEATURES:

- ▶ Helps avoid reactance with other devices outside the plant
- ▶ UV stabilised
- ▶ Flame retardant
- ▶ Moisture resistant
- ▶ Suitable for permanent submersion to 200 metres
- ▶ Resistant to environmental factors such as oxidation, ozone and sunlight
- ▶ To be earthed using an EMC compatible gland
- ▶ Heat, oil and chemical resistant (*See Technical Section*)

### CONSTRUCTION:

**Conductor** Annealed tinned copper stranded high flexibility (Class 5).

**Insulation** X-90.

**Bedding** SPVC V-90HT.

**Screening** Up to 6.0mm 85% tinned copper braid screen c/w 100% foil screen coverage.

**Sheath** Transparent PVC.

### CHARACTERISTICS:

**Operating Temperature Range** Fixed -40°C to 90°C / Flexing -20°C to 90°C.

**Maximum Conductor Temperature** 90°C (Current ratings are based on 30°C air temp. See technical section for de-rating factors).

**Rated Voltage** U<sub>o</sub>/U 0.6/1kV.

**Max AC Operating Voltage** U<sub>o</sub> 0.7kV.


**Minimum Bending Radius** Fixed 7.5 x cable diameter / Flexing 15 x cable diameter.

**Sheath Colour** Clear.

#### Standard Core Colours

4 Core – Red, White, Blue, Green/Yellow.

**Relevant Standards** IEC 60228, IEC 60332-1, AS/NZS 5000.1, AS/NZS 1125, AS/NZS 3008, **RoHS** Compliant.

Code	No. of Cores x Size		Approx. Stranding Power No. of wires x mm	Approx. Overall Diameter (mm)	Approx. Diameter Under Screen (mm)	Approx. Weight (Kg/Km)	Nominal Amps un-enclosed protected from sun @ 30°C fixed application	3 Phase Volt Drop @ 50Hz / MAX. Conductor Temp:
	Power (mm <sup>2</sup> )	Earth (mm <sup>2</sup> )					Fixed Installation Touching 	90°C (Mv/Am)
<b>MDXCY4/1.5CL</b>	3 x 1.5 + 1 x 1.5		30/0.25	13.5	9.5	195	21	30.000
<b>MDXCY4/2.5CL</b>	3 x 2.5 + 1 x 2.5		50/0.25	14.5	10.6	245	29	16.400
<b>MDXCY4/4.0CL</b>	3 x 4.0 + 1 x 4.0		56/0.30	16.5	12.7	350	37	10.200
<b>MDXCY4/6.0CL</b>	3 x 6.0 + 3 x 1.5		190/0.20	19.5	16.0	445	47	6.800

## FDXCY SERIES

High Performance Flexible VSD Power Cable 0.6/1kV 90°C



### APPLICATIONS:

**VSD Connection** Designed for the connection of AC Variable Speed Drives (VSD) or where a flexible EMC screened cable is required. These cables are flexible for fixed installation as well as occasional flexing without tensile load.

**RFI & EMI Protection** With double screening (CBS & foil tape) and split interstitial earth cores (6mm<sup>2</sup> and above), this cable has optimum screening performance of low frequency and electromagnetic output.

### PRODUCT FEATURES:

- ▶ Helps avoid reactance with other devices outside the plant
- ▶ UV stabilised
- ▶ Flame retardant
- ▶ Moisture resistant
- ▶ Resistant to environmental factors such as oxidation, ozone and sunlight
- ▶ To be earthed using an EMC compatible gland
- ▶ Heat, oil and chemical resistant (*See Technical Section*)

### CONSTRUCTION:

**Conductor** Annealed plain copper stranded high flexibility (Class 5).

**Insulation** X-90.

**Screening** 85% tinned copper braid screen c/w 100% foil screen coverage.

**Sheath** SPVC V-90.

### CHARACTERISTICS:

**Operating Temperature Range** Fixed -20°C to 90°C / Flexing -5°C to 90°C.

**Maximum Conductor Temperature** 90°C (Current ratings are based on 30°C air temp. See technical section for de-rating factors).

**Rated Voltage** U<sub>o</sub>/U 0.6/1kV.

**Max AC Operating Voltage** U<sub>o</sub> 0.7kV.


**Minimum Bending Radius** 1.5mm<sup>2</sup> – 25mm<sup>2</sup>: Fixed 4 x cable diameter / Flexing 6 x cable diameter.

35mm<sup>2</sup> – 185mm<sup>2</sup>: Fixed 6 x cable diameter / Flexing 9 x cable diameter.

**Sheath Colour** Black.

**Standard Core Colours** Red, White, Blue, Green/Yellow.

**Relevant Standards** AS/NZS 5000.1, AS/NZS 1125, AS/NZS 3808, IEC 60332-1, **RoHS** Compliant.

Code	No. of Cores x Size		Approx. Stranding Power No. of wires x mm	Approx. Overall Diameter (mm)	Approx. Weight (Kg/Km)	Nominal Amps un-enclosed protected from sun @ 30°C fixed application	3 Phase Volt Drop @ 50Hz / MAX. Conductor Temp:
	Power (mm <sup>2</sup> )	Earth (mm <sup>2</sup> )				Fixed Installation Touching 	90°C (Mv/Am)
<b>FDXCY4/1.5</b>	3x1.5 + 1 x 1.5		30/0.25	11.8	194	21	30.000
<b>FDXCY4/2.5</b>	3x2.5 + 1 x 2.5		50/0.25	12.7	250	29	16.400
<b>FDXCY4/4.0</b>	3x4.0 + 1 x 4.0		56/0.30	14.4	322	37	10.200
<b>FDXCY4/6.0</b>	3x6.0 + 3 x 1.5		84/0.30	15.7	406	47	6.800
<b>FDXCY4/10</b>	3x10 + 3 x 1.5		140/0.30	18.0	545	67	4.050
<b>FDXCY4/16</b>	3x16 + 3 x 2.5		126/0.40	20.1	789	89	2.550
<b>FDXCY4/25</b>	3 x 25 + 3 x 4.0		200/0.40	24.4	1154	119	1.62
<b>FDXCY4/35</b>	3 x 35 + 3 x 6.0		280/0.40	26.6	1503	149	1.18
<b>FDXCY4/50</b>	3 x 50 + 3 x 10		400/0.40	31.0	2167	187	0.878
<b>FDXCY4/70</b>	3 x 70 + 3 x 10		356/0.50	34.9	2817	235	0.623
<b>FDXCY4/95</b>	3 x 95 + 3 x 16		485/0.50	39.2	3816	282	0.467
<b>FDXCY4/120</b>	3 x 120 + 3 x 16		614/0.50	43.3	4498	333	0.385
<b>FDXCY4/185</b>	3 x 185 + 3 x 35		944/0.50	53.6	6859	436	0.285
<b>FDXCY4/150</b>	3 x 150 + 3 x 25		765/0.50	48.3	5684	383	0.330
<b>FDXCY4/240</b>	3 x 240 + 3 x 35		1225/0.50	59.9	8785	519	0.245

Firstflex has taken every precaution to ensure accurate information in this catalogue, but accept no liability for any errors or omissions. Firstflex reserves the right to modify specifications at any time.

# FDCY SERIES

High Performance Flexible VSD Power Cable 0.6/1kV 80°C



### APPLICATIONS:

**VSD Connection** Designed for the connection of AC Variable Speed Drives (VSD) or where a flexible EMC screened cable is required. These cables are flexible for fixed installation as well as occasional flexing without tensile load.

### PRODUCT FEATURES:


- ▶ Helps avoid reactance with other devices outside the plant
- ▶ UV stabilised
- ▶ Flame retardant
- ▶ Moisture resistant
- ▶ Resistant to environmental factors such as oxidation, ozone and sunlight
- ▶ To be earthed using an EMC compatible gland
- ▶ Heat, oil and chemical resistant (*See Technical Section*)

### CONSTRUCTION:

**Conductor** Annealed plain copper stranded high flexibility (Class 5).  
**Insulation** PVC.  
**Screening** 85% tinned copper braid screen.  
**Sheath** SPVC.

### CHARACTERISTICS:


**Operating Temperature Range** Fixed -40°C to 80°C / Flexing -15°C to 70°C.  
**Maximum Conductor Temperature** 80°C (Current ratings are based on 30°C air temp. See technical section for de-rating factors).  
**Rated Voltage** U<sub>o</sub>/U 0.6/1kV.  
**Max AC Operating Voltage** U<sub>o</sub> 0.7kV.  
**Minimum Bending Radius** Fixed 6 x cable diameter / Flexing 15 x cable diameter.  
**Sheath Colour** Black.  
**Standard Core Colours** Black (Numbered) Plus / Green/Yellow Earth.  
**Relevant Standards** IEC60228, EN50525-2-51, IEC 60332-1,  
**RoHS** Compliant, Conform to 2014/35/E4CE

Code	No. of Cores x Size	Approx. Stranding Power	Approx. Overall Diameter	Approx. Weight	Nominal Amps	3 Phase Volt Drop
		No. of wires x mm	(mm)	(Kg/Km)	un-enclosed protected from sun @ 30°C fixed application Fixed Installation Touching 	@ 50Hz / MAX. Conductor Temp: 80°C (Mv/Am)
<b>FDCY5/2.5</b>	5 x 2.5	50/0.25	15	457	20	16.400
<b>FDCY5/4.0</b>	5 x 4.0	56/0.30	17.3	661	25	10.200



## KSXCY SERIES

High Performance Fixed Copper Tape  
VSD Power Cable  
Flexible Conductors for Fixed Applications



### APPLICATIONS:

**VSD Connection** Fixed wiring cable designed for the connection of AC Variable Speed Drives or where a fixed EMC screened cable is required.

**RFI & EMI Protection** With single screening (Copper tape) and split interstitial earth cores (6mm<sup>2</sup> and above) this cable has optimum screening performance of low frequency and electromagnetic output.

**Glanding** Use Firstflex GM-EMC-FT Series glands for best contact.

### PRODUCT FEATURES:

- ▶ Flexible Class 5 conductors for easy installation
- ▶ Helps avoid reactance with other devices outside the plant
- ▶ UV stabilised
- ▶ Flame retardant
- ▶ To be earthed using an EMC compatible gland
- ▶ Heat, oil and chemical resistant (*See Technical Section*)

### CONSTRUCTION:

**Conductor** Annealed plain copper stranded HIGH flexibility (Class 5).

**Insulation** X-90.

**Bedding** PVC 5V-90.

**Screening** Copper Tape 30% overlap.

**Sheath** SPVC.

### CHARACTERISTICS:

**Operating Temperature Range** Fixed -30°C to 90°C

**Maximum Conductor Temperature** 90°C

**Rated Voltage** U<sub>o</sub>/U 0.6/1kV.


**Max AC Operating Voltage** U<sub>o</sub> 0.7kV.

**Sheath Colour** Black.

**Standard Core Colours** Red, White, Blue and Green/Yellow.

**Relevant Standards** IEC 60332-1, AS/NZS 3808,

AS/NZS 5000.1, AS/NZS 1125, AS/NZS 3008, **RoHS** Compliant.

Code	No. of Cores x Size		Approx. Stranding No. of wires x mm	Approx. Overall Diameter (mm)	Approx. Weight (Kg/Km)	Nominal Amps un-enclosed protected from sun @ 30°C fixed application Touching 	3 Phase Volt Drop @ 50Hz / MAX. Conductor Temp:
	Power (mm <sup>2</sup> )	Earth (mm <sup>2</sup> )					90°C (Mv/Am)
<b>KSXCY4/1.5</b>	3 x 1.5 + 1 x 1.5		30/0.25	13.3	250	21	30.000
<b>KSXCY4/2.5</b>	3 x 2.5 + 1 x 2.5		50/0.25	15.0	300	29	16.400
<b>KSXCY4/4.0</b>	3 x 4.0 + 1 x 2.5		56/0.30	15.3	378	37	10.200
<b>KSXCY4/6.0</b>	3 x 6.0 + 3 x 1.5		84/0.30	16.9	474	47	6.800
<b>KSXCY4/10</b>	3 x 10 + 3 x 1.5		80/0.40	17.8	612	67	4.050
<b>KSXCY4/16</b>	3 x 16 + 3 x 2.5		128/0.40	21.0	855	89	2.550
<b>KSXCY4/25</b>	3 x 25 + 3 x 4.0		200/0.40	24.4	1200	119	1.610
<b>KSXCY4/35</b>	3 x 35 + 3 x 6.0		280/0.40	27.2	1600	149	1.170
<b>KSXCY4/50</b>	3 x 50 + 3 x 10		400/0.40	32.7	2250	187	0.868
<b>KSXCY4/70</b>	3 x 70 + 3 x 10		356/0.50	35.7	2890	235	0.609
<b>KSXCY4/95</b>	3 x 95 + 3 x 16		485/0.50	42	3980	282	0.450
<b>KSXCY4/120</b>	3 x 120 + 3 x 16		614/0.50	46.3	4600	333	0.366
<b>KSXCY4/150</b>	3 x 150 + 3 x 25		765/0.50	48.4	5900	383	0.307
<b>KSXCY4/185</b>	3 x 185 + 3 x 25		944/0.50	57	7500	436	0.259
<b>KSXCY4/240</b>	3 x 240 + 3 x 35		1225/0.50	64	9600	519	0.216

Firstflex has taken every precaution to ensure accurate information in this catalogue, but accept no liability for any errors or omissions. Firstflex reserves the right to modify specifications at any time.